



ADHESIVES

Lasting, beautiful hardscapes depend on adhesives that are easy to use and stand the test of time. That's why we've created a line of adhesives that lock quickly and hold strong.

Vertical Instant Lock

Rapid-Set Polyurethane

Superior Strength Solvent-Based



Vertical Instant Lock

Holds Tight Instantly!

Benefits

- ▶ Holds tight in less than 5 seconds
- ▶ All new adhesive technology
- ▶ Strong, permanent bond
- ▶ Great for outdoor kitchens, veneers, masonry & repairs
- ▶ Weather resistant when cured

Application Temps

For ease of extraction, working temperature should be between 60–90°F (15–32°C). Above 90°F (32°C) use additional supports for 24 hours.

Storage

Store in a cool, dry place out of direct sunlight. Will not freeze or be damaged by low temperatures. Avoid storage temperatures above 120°F (48°C).

Shelf Life

12 months

Method of Application

SRW Premium caulking gun

Working Time

10 minutes open time. Full cure after 24 hours.



COVERAGE: Approximate Length of Bead


9.5 oz (280ml)

210 linear inches (5.334m)

Instructions




bitly.com/VILinstruct



Holds Strong
in under **5 seconds!**



Vertical Instant Lock Adhesive requires a caulking gun with a **MINIMUM 14:1 THRUST RATIO.**



Choose the Best SRW Adhesive

SRW PRODUCTS Adhesive APPLICATION CHART	Surface Material													
	Retaining Walls	Pavers/Concrete	Pool Copings	Natural Stone & Veneers	Manufactured Stone	Brick	Firepits/Outdoor Kitchens	Masonry	Metals	Wood	Foamboard	Plastic	Glass & Mirror	Ceramic Tile
VERTICAL INSTANT LOCK*	X	X		X	X	X	X	X	X	X	X		X	X
SUPERIOR STRENGTH SOLVENT	X	X	X	X	X		X	X	X	X				
RAPID-SET POLYURETHANE	X	X	X	X	X	X	X	X	X	X	X	X		

*Always make sure at least one surface is porous. Always test a small area. Check product label for interior/exterior use.

Superior Strength Solvent-Based

Contractors Ask for it by Name!



Benefits

- ▶ Superior strength and longevity
- ▶ Works on wet or frozen surfaces
- ▶ High-temperature compatible
- ▶ Will not freeze & extrudes down to 10°F (-13°C)
- ▶ Regular and VOC compliant
- ▶ Interior/exterior use

Application Temps

10–120°F (-13–48°C) for adhesive and surfaces.

Shelf Life

18 months

Method of Application

Cartridge/caulking gun

Instructions



bitly.com/ASinstruct

Working Time

10 minutes open time. Material can be repositioned for up to 1 hour.

Storage

Store in a cool, dry place in upright position out of direct sunlight. Will not freeze or be damaged by low temperatures.

COVERAGE: Approximate Length of Bead

Bead Size	10 oz (295ml)	28 oz (828ml)
1/4" (6.35mm)	32 ft (9.75m)	89 ft (27.12m)
3/8" (9.52mm)	14 ft (4.26m)	35 ft (10.66)

Rapid-Set Polyurethane

Ultra-Fast Set-Up & Cure Time!



Benefits

- ▶ Suitable for dry or damp surfaces
- ▶ High-temperature compatible
- ▶ For use on almost any material
- ▶ Interior/exterior application
- ▶ VOC compliant in all 50 states & Canada
- ▶ Premium, long-lasting strength

Application Temps

Above 40°F (4°C) for adhesive and above 32°F (0°C) for surfaces.

Shelf Life

12 months

Method of Application

Cartridge/caulking gun

Instructions



bitly.com/APinstruct

Working Time

15 minutes open time. Material can be repositioned for up to 1 hour.

Storage

Store in a cool, dry place in upright position out of direct sunlight. Will not freeze or be damaged by low temperatures.

COVERAGE: Approximate Length of Bead

Bead Size	10 oz (295ml)	28 oz (828ml)
1/4" (6.35mm)	32 ft (9.75m)	89 ft (27.12m)
3/8" (9.52mm)	14 ft (4.26m)	35 ft (10.66)

See User Tips on Back

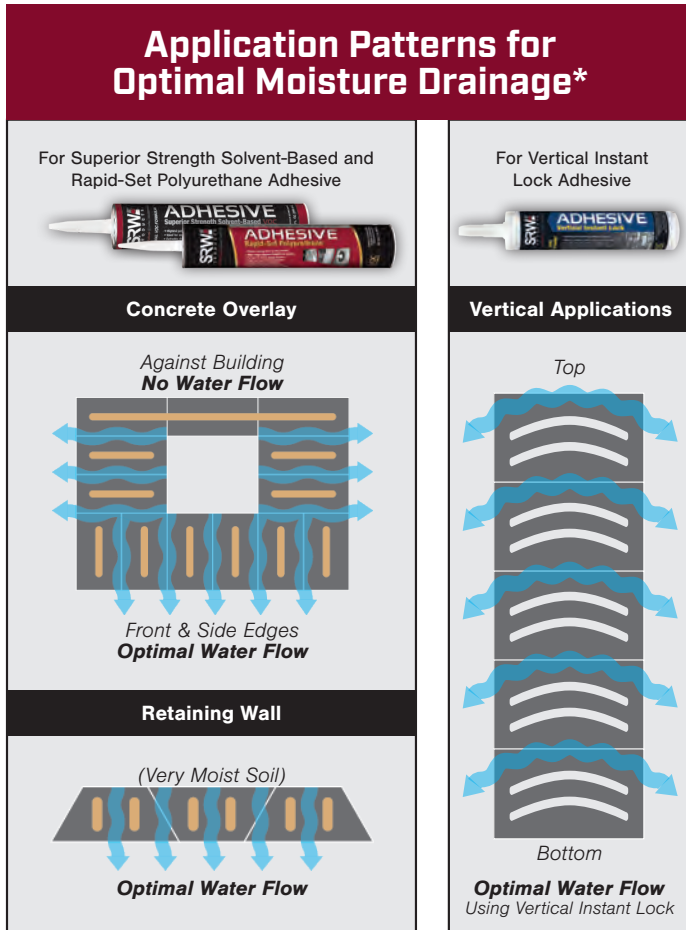
FAQ

Get answers to our most commonly asked questions. Have a question not answered here? Call us toll-free at 800-752-9326 or e-mail CustomerService@SRWproducts.com



How can I help prevent damage from trapped moisture?

Consult the application patterns diagram below to see suggested application patterns for different types of projects. Choose the best methods for your particular project to allow for optimal moisture drainage. We recommend using SRW Superior Strength Solvent-Based Adhesive or SRW Rapid-Set Polyurethane for concrete overlays and retaining wall caps. Use SRW Vertical Instant Lock for vertical applications.



*For illustrative purposes only

How can I make SRW Superior Strength Solvent-Based Adhesive set up faster?

Flash the adhesive by lifting the cap or block (shown below) for a couple of seconds to shorten the curing time.



Can I apply SRW adhesive to wet or frozen surfaces?

Yes. Be sure to use SRW Superior Strength Solvent-Based Adhesive. It can be used on wet or frozen surfaces. The adhesive extrudes from the tube all the way down to 10°F (-13°C).

When using on wet surfaces, what should I look for to ensure it's bonding?

If adhesive doesn't seem to be sticking upon initial application, the surface may be too wet. Remove excessive moisture, reapply and set. To set, flash the adhesive to be sure it is bonding to both cap and block.

Do I have to store SRW adhesive in a heated area?

None of the SRW adhesive formulas will freeze or be damaged by low temperatures. It is best to store tubes in an upright position to avoid excess extrusion. Apply Vertical Instant Lock Adhesive when product is at least 60°F (15°C) for easier extrusion.

Can I apply SRW adhesive to block around a firepit?

Yes. Make sure adhesive does not come into direct contact with flames.



DON'T FORGET Caulking Guns!

SRW offers two types of caulking guns, Economy and Premium, both available in 10 (295ml) and 28oz (828ml) sizes, at a quality and price point that's right for you.



Premium Caulking Gun

Choose our SRW Premium Caulking Gun (shown) when using SRW Vertical Instant Lock Adhesive.